



# ARCHISTRA

EDITION  
01

## WALL FINISH PROFESSIONALS

TAIWAN • MALAYSIA • THAILAND

WALL FINISH  
PROFESSIONALS.  
SINCE  
1977



BRICK & STONE VENEER • TEXTURED PAINT • KASTPANEL • ECES • TEXTURE COATING • PEBBLE STONE COATING



**Singapore Offices** 62 Ubi Road 1, Oxley Bizhub 2, #01-41, Singapore 408734  
20 Depot Lane #01-05, Singapore 109763  
t. +65 6926 2610 m. +65 8788 6890 (WhatsApp only)

**Malaysia Offices** Unit A-01-24, Plaza Bukit Jalil (Aurora Place), No. 1, Persiaran Jalil 1, Bandar Bukit Jalil,  
57000 Kuala Lumpur Malaysia  
JB1:  
6 Jalan Ekoperniagaan 1/28, Taman Ekoperniagaan, 81100 Johor Bahru, Johor, Malaysia  
JB2:  
27 Jalan Ekoperniagaan 2/7, Taman Ekoperniagaan, 81100 Johor Bahru, Johor, Malaysia  
t. +60 7511 4788 m. +60 11 7019 0428 (WhatsApp only)



ARCHISTRA-E1-2312

\* Photos of the products shown in this catalogue may vary in color due to lighting condition & printing. We suggest you examine actual product samples before ordering.

# ARCHISTRA



## Features



Ultra  
Lightweight



Easy Installation  
& DIY Friendly



Water  
Resistant



Paintable



Anti-mould



Can Be Paired with  
other Suzuka Coatings



Anti-termite



Made in  
Malaysia



Finished with  
Green Coating

SIRIM  
ECO-LABEL

## Redefine your walls with the Archistra wall panel collection.

Transform your space with our exquisite Archistra wall panel collection. Crafted with precision and artistic flair, these panels redefine design, seamlessly blending artistry and architecture.

Choose from a diverse range of patterns, textures, and colors to suit your aesthetic preferences. Whether you seek a contemporary focal point or a timeless elegance, Archistra offers a versatile solution.

Ultra lightweight, hassle free installation and maintenance, these panels effortlessly adds a touch of sophistication and personality to your living spaces.



ACH-10 SERIES



ACH-20 SERIES



ACH-40 SERIES

# ACH-10

series




Coverage (Per box)  
**2.88 sqm**

Weight (Per Piece)  
**2.2 kg**

Pieces (Per box)  
**4 pcs**

\* Please allow a  $\pm 5\%$  tolerance  
for product size and colour.



ACH-10 series



ACH-1001(B)



ACH-1002(C)



ACH-1003(C)



ACH-1004(E)




ACH-1005(F)



ACH-1006(F)

All color shown are as close to the actual Suzuka® Archistra colors as modern printing techniques permit, nonetheless, there are still color/tone differences.

**We highly recommend seeing actual samples before ordering.**





# ACH-20

series




Coverage (Per box)  
**2.16 sqm**

Weight (Per piece)  
**2.8 kg**

Pieces (Per box)  
**3 pcs**

\* Please allow a  $\pm$  5% tolerance  
for product size and colour.



ACH-20 series



ACH-2001(B)



ACH-2002(C)



ACH-2003(C)



ACH-2004(E)



ACH-2005(F)



ACH-2006(F)

All color shown are as close to the actual Suzuka® Archistra colors as modern printing techniques permit, nonetheless, there are still color/tone differences.

**We highly recommend seeing actual samples before ordering.**







# ACH-40

series



Coverage (Per box)  
**2.88 sqm**

Weight (Per piece)  
**2.1 kg**

Pieces (Per box)  
**4 pcs**

\* Please allow a  $\pm 5\%$  tolerance  
for product size and colour.



ACH-40 series



ACH-4001(B)



ACH-4002(C)



ACH-4003(C)



ACH-4004(E)



ACH-4005(F)



ACH-4006(F)

All color shown are as close to the actual Suzuka® Archistra colors as modern printing techniques permit, nonetheless, there are still color/tone differences.

**We highly recommend seeing actual samples before ordering.**





ACH-1004(E)



ACH-2004(E)

## 10 & 20 series



ACH-2005(F)



ACH-4005(F)

## 20 & 40 series



ACH-1001(B)



ACH-4001(B)

10 & 40 *series*




ACH-1002(C)



ACH-2002(C)

10 & 20 *series*



Running Bond



Stacks



Random

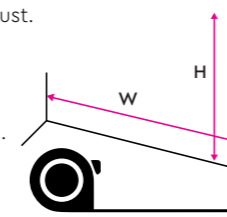


# Installation Instructions

## Step 1 – Surface Preparation

**A** Clean up the surface from dirt or dust.


If the scheme coat of the wall is weak, chalking or peeling, we recommend to use the **Wall Sealer Pro** (Page 26).



**B** Measure the dimensions of wall.


**C** Ensure your wall surface is non-wavy, dry, and solid.

If your surface is too wavy for the panels to be applied in flatly, a wooden frame can be built as a backing for the panels.

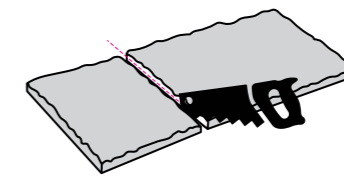


## Step 2 – Layout Planning


**A** Plan the panel layout.



**B** Some panels may need to be trimmed to fit your wall dimensions.



**C** Sand the trimmed part with sand paper and touch up with Archistra paint.



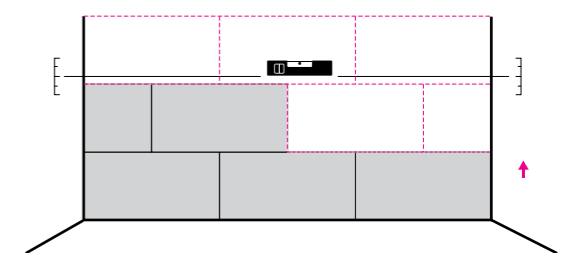
**!** Ensure the whole part is coated & fully dried.

## Step 3 – Panel Application

**A** Apply **construction adhesive** on the back of the panel and stick to the wall. Press and hold the panel a few seconds to ensure it is in place.



**B** Install the panels working from the bottom upwards. The use of a leveler is recommended.



### Recommended Tools





**SUZUKA®**  
**WALL SEALER PRO**

“ Make your wall finishes last longer! ”

Packing Size: **1L** **5L** **20L**

### Superior primer for concrete, skimmed or masonry surfaces.

This sealer that has good substrate penetration abilities to increase adhesion of product to prevent chalking or peeling off.

It has excellent alkaline resistance properties that can prevent efflorescence. It is an ideal base coat for any SUZUKA® or any wall finish products.

Coverage	Drying Time (hour)	
<b>6.5 - 8.5</b> m <sup>2</sup> /l/coat	Surface Dry : <b>1</b>	Substrate Temperature:
	Hard Dry : <b>5</b>	<b>23°C - 26°C</b>
	Recoating : <b>5</b>	

Features:

- Excellent alkaline resistance to prevent efflorescence.
- Good for new walls and repainting.
- Prevents skim coat from chalking & peeling off.
- Extremely good penetration.
- Excellent adhesion.
- Exterior and interior use.
- Applicable with brush, roller or spray gun.

Suitable for:

- Masonry wall
- Brickwork
- Plaster
- Skimmed Coat
- Asbestos free substrate

Airless Spray		
Nozzle	Spray Angle Degree	Pressure
<b>1.8 - 2.0 mm</b>	<b>65° - 80°</b>	<b>210 psi/150kg/cm<sup>2</sup></b>

## TECHNICAL SPECIFICATIONS

Series	ACH-10	ACH-20	ACH-40
Dimension (cm)	L120 x W60 x T1-4.5	L120 x W60 x T3-9	L120 x W60 x T1-3
Coverage Per Box (sqm)	2.88	2.16	2.88
Weight per Piece (kg)	2.2	2.8	2.1
Pieces Per Box	4	3	4

\* Please allow a ± 5% tolerance for stone size and colour.  
 \* May vary in colour due to lighting conditions and printing. We suggest you examine product samples before ordering.