


REFINE BY CHROMA

THE CHAMFERED SERIES

CATALOGUE





Dress up your wall with our
exquisite Chamfered series!



**A random mix of
wood profile finishes**

Table of Contents

About Us	02
The Chamfered Series	03
Features and Specifications	04
Colours	04
Installation Guide	05
Product Range	06
Chamfered Edge Panels	07

About Us

Finer things, beautifully curated, exquisite collection

Refine by CHROMA is a brand that carries an exquisite range of premium wood panels. The first two collections under Refine are the Concave and Solid Series which consists of a variety of textures and colours to choose from.

Grown from Chroma Furnishing, we have a rich history and vast knowledge in the residential and commercial furnishing industry, our growth recorded over the years has never changed our drive to create one-of-a-kind products. We are continually exploring new decorating solutions, made to measure and conceived with exquisite taste made available to everyone — from the professional to the pure passionate.

The Chamfered Series

Tiles series panels in different widths offer a dynamic and eye-catching design solution for interior spaces.

These panels consist of wooden tiles or slats arranged in varying vertical dimensions, creating a striking visual effect. The diverse heights of the tiles add depth, texture, and a sense of rhythm to walls and furniture pieces.



Features and Specifications

Product Features



High Spec Interior Film Lamination with MDF Core



Scratch Resistance



Low Maintenance



Weather Adaptability

Technical Specifications


Material: High Spec Interior Film Lamination with MDF Core

Applications


Any kind of wall applications as decorative purposes for interior spaces.

Available Colours


Premium Film Lamination Finishes



01 White Maple




02 White Oak




03 Natural Oak



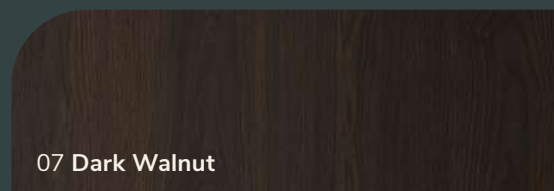
04 Maple Oak




05 Muji



06 Ebony

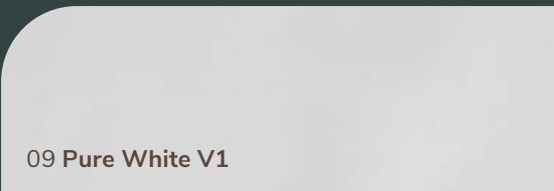


07 Dark Walnut




08 Black Ebony

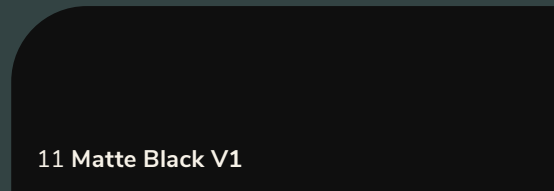
Solid Finishes



09 Pure White V1

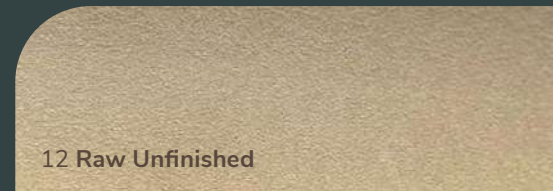


10 Satin V1



11 Matte Black V1

OR



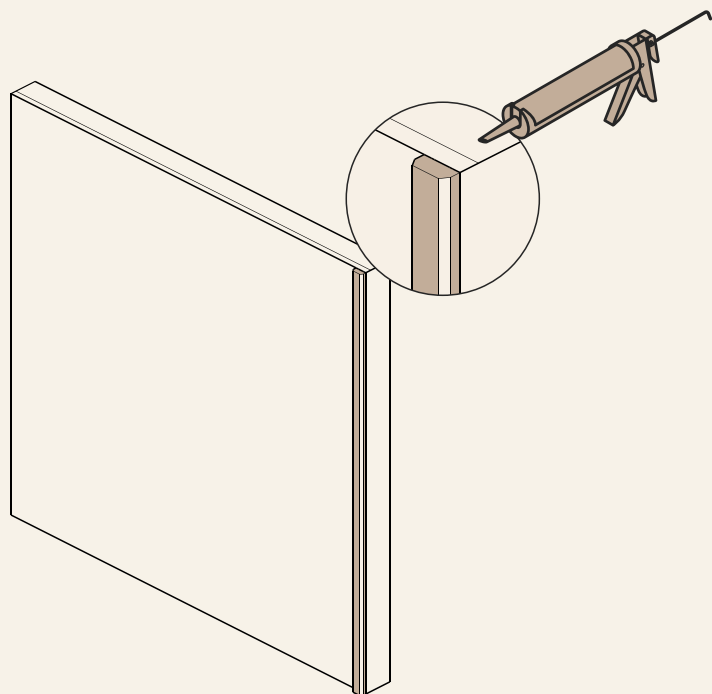
12 Raw Unfinished

Installation Guide

Step 1

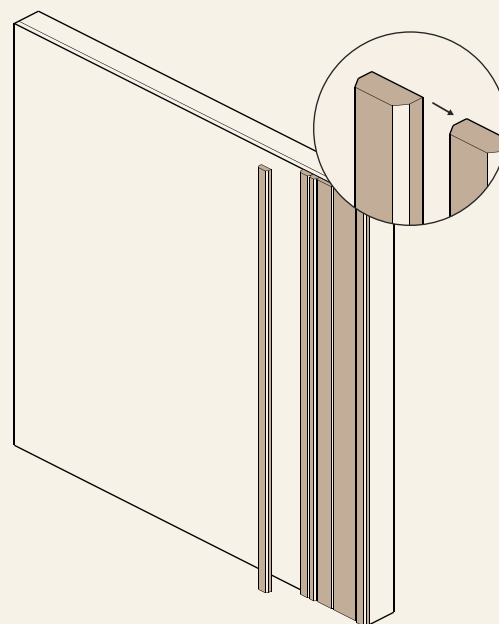
Install the first panel and use construction glue to fix in place.

(Note: recommended to use plywood backing)




Step 2

Install the following wall panels by repeating Step 1 for each piece.



Step 3

Finish with matching corner profile if required. It's that easy!



Product Range

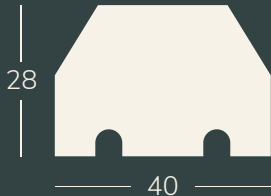
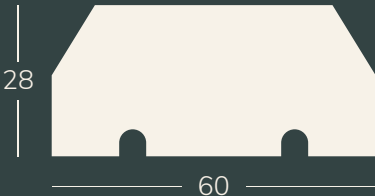

Chamfered

Tiles series panels in different widths offer a dynamic and eye-catching design solution for interior spaces


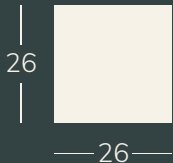
Size: As per stated
Length: 2.75m
Material: High Spec Interior Film Lamination with MDF Core

Please check for available colours*

Chamfered profiles



Accessories (Corner Trimming)



Impression of random match:

Chamfered edge panels

Profile:



Colour: Muji



62 Ubi Road 1, Oxley Bizhub 2, #01-41, Singapore 408734

20 Depot Lane #01-05, Singapore 109763

t. +65 6926 2610

m. +65 8788 6890 (*WhatsApp only*)

e. enquiry@chroma.com.sg

chroma-living.com

chromafurnishing.com



A part of

CHROMA
FURNISHING