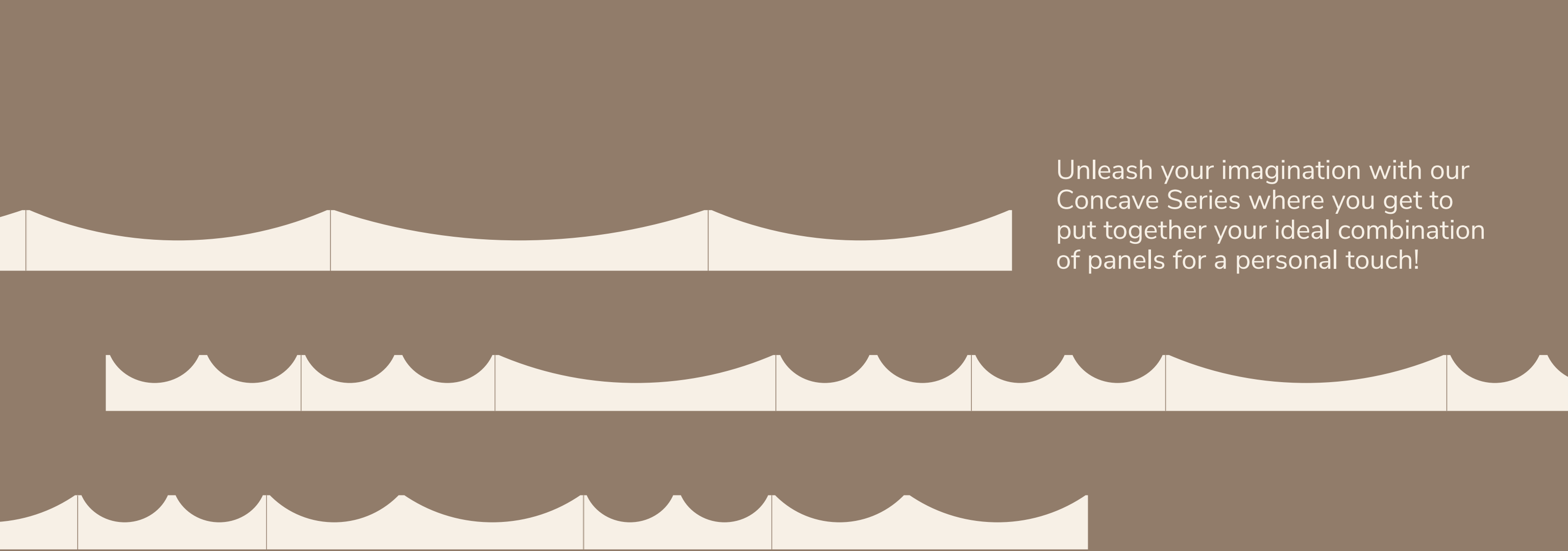


REFINE BY CHROMA

THE CONCAVE SERIES

CATALOGUE





Unleash your imagination with our
Concave Series where you get to
put together your ideal combination
of panels for a personal touch!

**Canvas of possibilities
with endless configurations**

Table of Contents

About Us	02
The Concave Series	03
Features and Specifications	04
Colours	04
Installation Guide	05
Product Range	06

About Us

Finer things, beautifully curated, exquisite collection

Refine by CHROMA is a brand that carries an exquisite range of premium wood panels. The first two collections under Refine are the Concave and Solid Series which consists of a variety of textures and colours to choose from.

Grown from Chroma Furnishing, we have a rich history and vast knowledge in the residential and commercial furnishing industry, our growth recorded over the years has never changed our drive to create one-of-a-kind products. We are continually exploring new decorating solutions, made to measure and conceived with exquisite taste made available to everyone — from the professional to the pure passionate.

The Concave Series

Fluid, peaceful and calm. Curves are best at softening an interior space.

Made with real veneer surfaces, concave panels are a part of our new exquisite “Refine” wall decorations.



Features and Specifications

Product Features



Varnished With
Matt Oil Stain



Real Wood
Veneer Finishes



Low
Maintenance



Weather
Adaptability

Technical Specifications

Material: Veneer Surface with MDF Board

Fire rating: Available upon request

Applications

Any kind of wall applications as decorative purposes for interior spaces.

Available Colours

01 Silver Oak

02 Rosewood

03 Washed Oak

04 White Oak

05 Nordic Wood

06 Smoked Oak

07 Greywood

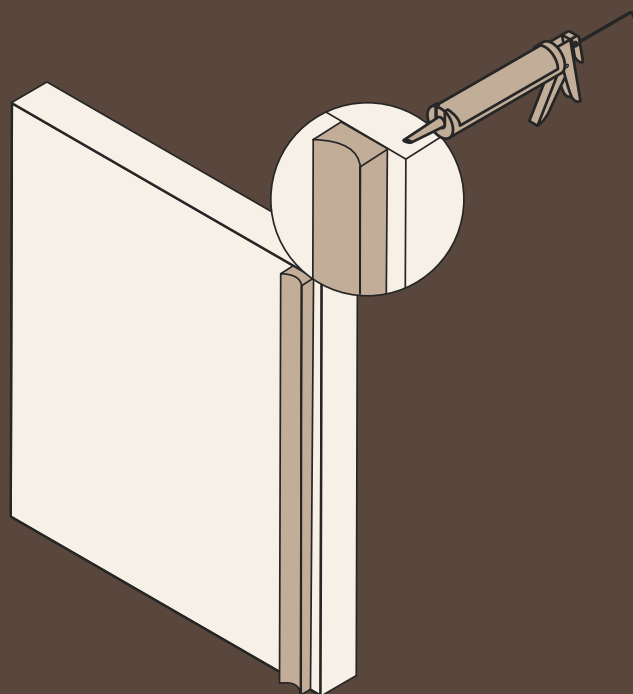
08 Linear Oak

09 Raw

Installation

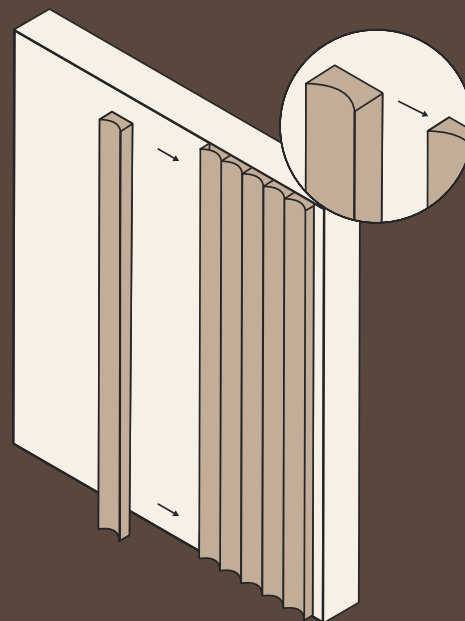
Step 1

Install the first panel and use construction glue to fix in place.




Step 2

Install the following wall panels by repeating Step 1 for each piece.



Step 3

Finish with matching veneer. It's that easy!




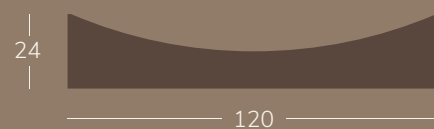
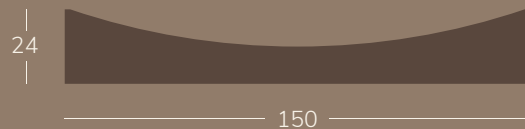
Product Range

Concave

Fluidic, influenced by nature, curves are often designed to soften an interior space

Size: As per stated
Length: 2.75m
Material: Veneer surface with MDF board

Please check for available colours*







+65 8788 6890
+65 6926 2610
enquiry@chroma-living.com

62 Ubi Road 1 Oxley Bizhub 2,
#01-41, Singapore 408734

chroma-living.com
chromafurnishing.com



A part of
CHROMA
FURNISHING