




Strato: LINNEN

INTERIOR
TEXTURED
PAINTS

WALL FINISH PROFESSIONALS

TAIWAN • MALAYSIA • THAILAND

SUZUKA



BRICK & STONE VENEER • TEXTURED PAINT • KASTPANEL • ECES • TEXTURE COATING • PEBBLE STONE COATING



suzuka.group

Singapore Offices 62 Ubi Road 1, Oxley Bizhub 2, #01-41, Singapore 408734
20 Depot Lane #01-05, Singapore 109763
t. +65 6926 2610 m. +65 8788 6890 (WhatsApp only)

Malaysia Offices Unit A-01-24, Plaza Bukit Jalil (Aurora Place), No. 1, Persiaran Jalil 1, Bandar Bukit Jalil, 57000 Kuala Lumpur Malaysia
JB1: 6 Jalan Ekoperniagaan 1/28, Taman Ekoperniagaan, 81100 Johor Bahru, Johor, Malaysia
JB2: 27 Jalan Ekoperniagaan 2/7, Taman Ekoperniagaan, 81100 Johor Bahru, Johor, Malaysia
t. +60 7511 4788 m. +60 11 7019 0428 (WhatsApp only)



LINNEN-E1.2-2309



EDITION
1.2

* Photos of the products shown in this catalogue may vary in color due to lighting condition & printing. We suggest you examine actual product samples before ordering.

Strato:

LINNEN

Matte & grainy

• **INTERIOR USE ONLY**
 Recommended for areas larger than 100 sqf.

STL

STL 901 - 913

Linnen is designed to add depth, quality and character to any room, it creates a rich look that is also subtle and soft on the eyes. Not only does our texture paint add an aesthetic element to your walls, it also provides a practical benefit by hiding imperfections and flaws.



Made from high-quality materials, our texture paint is available in a range of colors, allowing you to achieve the perfect look for your space. Our paint is also easy to apply, making it the perfect choice for both professional painters and DIY enthusiasts.

Appearance



Low Sheen	● ● ● ● ●	High Sheen
Smooth Texture	● ● ● ● ●	Rough Texture
Matte	● ● ● ● ●	Metallic

Features

* Interior use only.

 Low VOC & Odor	 Green Choice, Water Based & Eco-friendly
 Formaldehyde & Lead Free	 Crack Resistant
 Anti-chalking & Efflorescence	 Easy Application & DIY Friendly
 Applicable on Ceiling	 Easy to Touch Up
 Easy Maintenance	 Matte Finishing

STL-901
Ivory Cream



STL-901

IVORY
CREAM




STL-902

MAGNOLIA
CREAM

◀ **STL-902**
Magnolia Cream



STL-903 ▶
Sandy Beige



STL-903

SANDY
BEIGE





STL-904


RIVER
GREY



STL-906

FROST
GREY

STL-906 ▶
Frost Grey



STL-905

FOG
GREY



STL-907 ▲
Thunder Grey


STL-907

THUNDER
GREY



▲ STL-904
River Grey

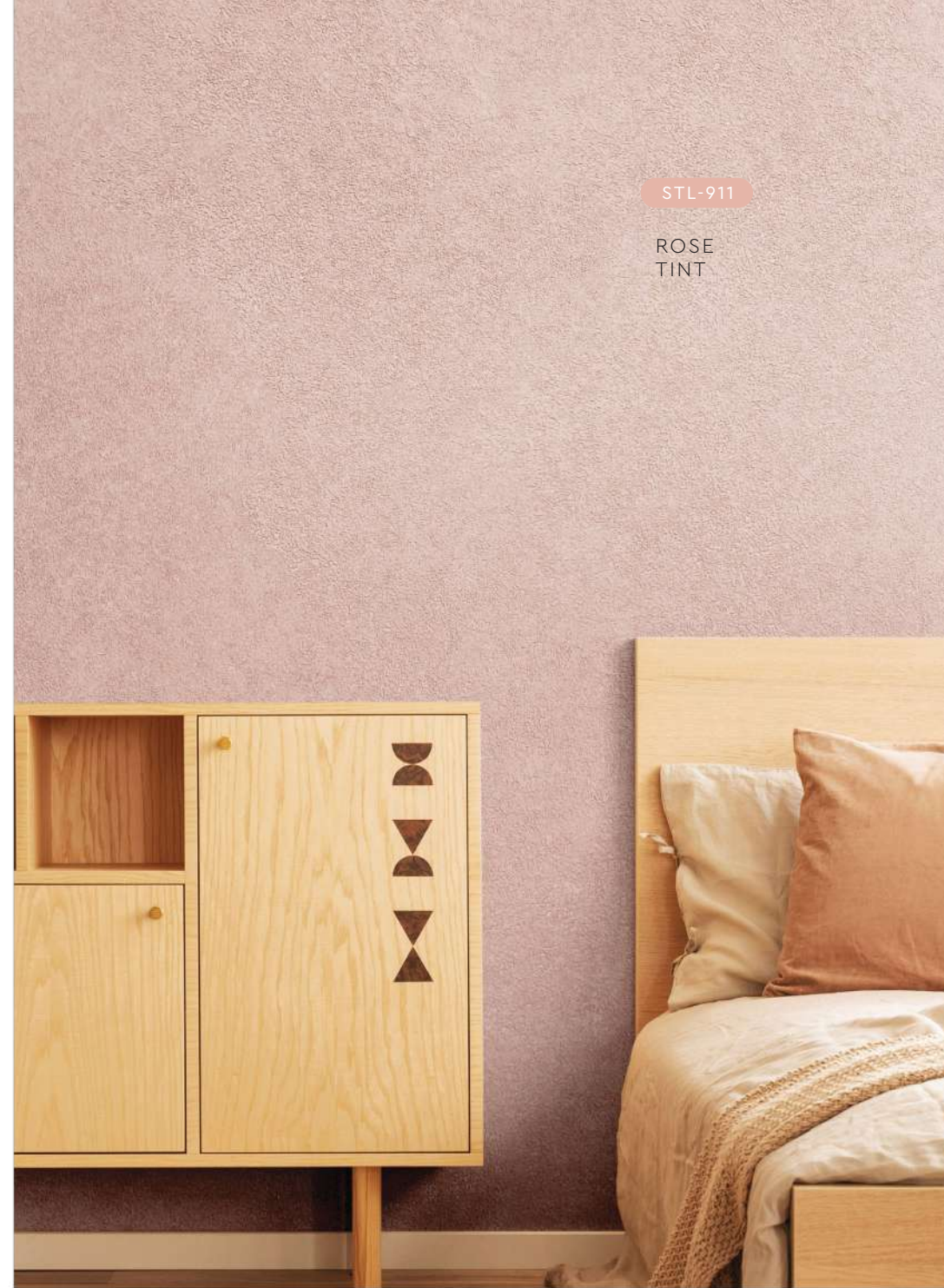
▲ STL-905
Fog Grey



◀ **STL-908**
Smokey Grey



STL-908
SMOKEY
GREY



STL-911
ROSE
TINT




▲ **STL-909**
Lead Grey

STL-909
LEAD
GREY



STL-910
TAUPE
CREPE



▲ **STL-910**
Taupe Crepe



▲ **STL-911**
Rose Tint

STL-912


BURNT ORANGE



▲ STL-912
Burnt Orange

STL-913

CRAFT GREY



▲ STL-913
Craft Grey

APPLICATION VIDEO



Application Technique

Preparation:

- Cover the edges of surface that won't be painted by masking it with tape, paper or plastic.
- Clean up the wall surface to ensure it is free from dirt and dust.




1 Primer

Roll 2 layers of primer on the entire surface. Allow 30 minutes to dry between the layers.

(The primer can be diluted with maximum 5% of clean water)


Tool: Paint Roller



2 Texture Coat

Texture Coat (First Layer)

Roll texture coat randomly on the surface. Ensure the whole surface is covered. Let dry.



Texture Coat (Second Layer)

Roll second layer of texture coat randomly on the surface. Let dry.

Tool: Linnen Texture Roller

IMPORTANT:

Color may vary on application technique & amount of material used.



Packing Data

1 L	Primer	Coverage (per set)	9 - 10 sqm (Application on Wall & Ceiling)
2 L	Texture Coat		

* Linnen Texture Roller is sold separately

Tools:



Paint Roller



Linnen Texture Roller