



STRATO[®] SATIN

EDITION
02


WALL FINISH PROFESSIONALS

TAIWAN • MALAYSIA • THAILAND



*Smooth &
Pearlescent*

INTERIOR
TEXTURED PAINTS



BRICK & STONE VENEER • TEXTURED PAINT • KASTPANEL • ECES • TEXTURE COATING • PEBBLE STONE COATING



Instagram Facebook suzuka.group

Singapore Offices 62 Ubi Road 1, Oxley Bizhub 2, #01-41, Singapore 408734
20 Depot Lane #01-05, Singapore 109763
t. +65 6926 2610 m. +65 8788 6890 (WhatsApp only)

Malaysia Offices Unit A-01-24, Plaza Bukit Jalil (Aurora Place), No. 1, Persiaran Jalil 1, Bandar Bukit Jalil, 57000 Kuala Lumpur Malaysia
JB1: 6 Jalan Ekoperniagaan 1/28, Taman Ekoperniagaan, 81100 Johor Bahru, Johor, Malaysia
JB2: 27 Jalan Ekoperniagaan 2/7, Taman Ekoperniagaan, 81100 Johor Bahru, Johor, Malaysia
t. +60 7511 4788 m. +60 11 7019 0428 (WhatsApp only)



SATIN-E2-2312

WALL FINISH
PROFESSIONALS.

SINCE
1977



* Photos of the products shown in this catalogue may vary in color due to lighting condition & printing. We suggest you examine actual product samples before ordering.

STRATO®
Satin



STS

STS 501 - 509

The Strato® Satin collection highlights an array of soft-hued silky colours, creating a creamy and pearly finish for a sophisticated and refined look.

Pick from a range of light to dark pastel tones to match any kind of environment, whether it's a bedroom, café, or office space.

Appearance

Low Sheen	● ● ● ● ●	High Sheen
Smooth Texture	● ● ● ● ●	Rough Texture
Matte	● ● ● ● ●	Metallic

Features



Low VOC & Odor



Green Choice, Water Based & Eco-friendly



Formaldehyde & Lead Free



Easy Application & DIY Friendly



Applicable on Ceiling



Easy to Touch Up



Easy Maintenance



Satin Finish

• Interior use only



STS-501 Floral White



STS-502 Seashell



STS-503 Misty Rose



STS-501 Floral White



STS-502 Seashell

All color shown are as close to the actual Suzuka® Strato® colors as modern printing techniques permit, nonetheless, there are still color/tone differences.

We highly recommend seeing actual samples before ordering.



STS-504 Peach Puff



STS-504 Peach Puff



STS-506 Ash Blonde

All color shown are as close to the actual Suzuka® Strato® colors as modern printing techniques permit, nonetheless, there are still color/tone differences.

We highly recommend seeing actual samples before ordering.



STS-504 Peach Puff



STS-505 Milky Latte



STS-506 Ash Blonde



STS-506 Ash Blonde



STS-505 Milky Latte




STS-506 Ash Blonde



STS-508 Pale Green



STS-507 Slate Grey




STS-505 Milky Latte



STS-507 Slate Grey



STS-508 Pale Green



STS-509 Rust

All color shown are as close to the actual Suzuka® Strato® colors as modern printing techniques permit, nonetheless, there are still color/tone differences.

We highly recommend seeing actual samples before ordering.



STS-508 Pale Green

STS-509 Rust

Strato® Satin Application Technique



- Preparation:
- Cover the edges of surface that won't be painted by masking it with tape, paper or plastic.
 - Clean up the wall surface to ensure it is free from dirt and dust.



1 Primer

Roll 2 layers of primer on the entire surface. Allow 30 minutes to dry between the layers. (The primer can be diluted with maximum 5% of clean water)


Tool: Roller



2 Sanding

Sand the entire surface in circular motion to ensure the surface is smooth.

Tool: 600 Grit Sand Paper




3 Texture Coat

Step A : Trowel

Scrape texture coat evenly onto the surface.

Tool: Stainless Steel Trowel



Step B : Piccolo

Use piccolo tool to create texture effects by moving with random motion. Let dry for 30 to 40 minutes.

Tool: Piccolo Tool

IMPORTANT:
Color may vary on application technique & amount of material used.



Tools: Roller, Sand Paper (600 Grit) Trowel & Piccolo Tool

SUZUKA® WALL SEALER PRO

“ Make your wall finishes last longer! ”

Superior primer for concrete, skimmed or masonry surfaces.

This sealer that has good substrate penetration abilities to increase adhesion of product to prevent chalking or peeling off. It has excellent alkaline resistance properties that can prevent efflorescence. It is an ideal base coat for any SUZUKA® or any wall finish products.

Packing Size: **1L 5L 20L**

Coverage	Drying Time (hour)		
6.5 - 8.5 m ² /l/coat	Surface Dry : 1	Hard Dry : 5	Recoating : 5
	Substrate Temperature: 23°C - 26°C		

- Suitable for:
- Masonry wall
 - Brickwork
 - Plaster
 - Skimmed Coat
 - Asbestos free substrate
- Features:
- Excellent alkaline resistance to prevent efflorescence.
 - Good for new walls and repainting.
 - Prevents skim coat from chalking & peeling off.
 - Extremely good penetration.
 - Excellent adhesion.
 - Exterior and interior use.
 - Applicable with brush, roller or spray gun.

Airless Spray	Nozzle	Spray Angle Degree	Pressure
	1.8 - 2.0 mm	65° - 80°	210 psi/150kg/cm ²



Packing Data

1 L	Primer
1 L	Texture Coat

* Piccolo tool is sold separately

Coverage (per set)	
WALL	6 - 7 sqm
CEILING	5 - 6 sqm